

### Luminaire Photograph



Light Output Ratio:	84.1%	
Luminaire Power:	11.1 W	
SHR Nominal:	0.00	Calculated using the TM5
SHR Maximum:	0.30	fine grid method.

C Range: 0 - 360DEG  
C Interval: 30.0DEG  
Test Speed: HIGH  
Temperature: 25.3 °C  
Operators: DAMIN  
Test Date: 2023-8-3

Range: 0 - 180DEG  
Interval: 1.0DEG  
Test System: EVERFINE GO-SPEX500\_V1 SYSTEM V2.00.461  
Humidity: 65.0%  
Test Distance: 3.160m [K=1.0000]  
Remarks: LAMP: CMA1306-0000-000N0U0A30G Ra:90  
LENS: PM-1084 15R  
DRIVER: 9290 028 088 250mA  
30minutes warm-up

## LUMINOUS INTENSITY DISTRIBUTION DIAGRAM

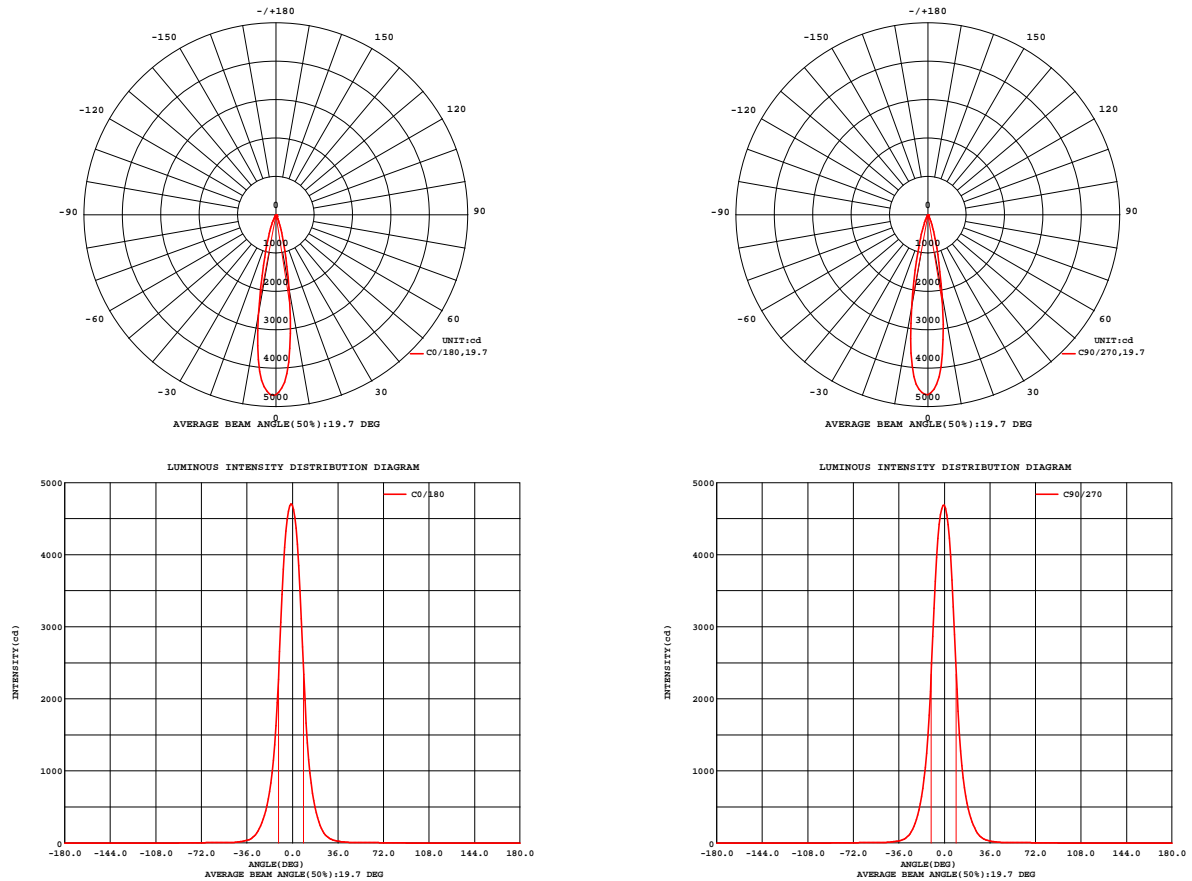


Fig. C0/C180

Fig. C90/C270

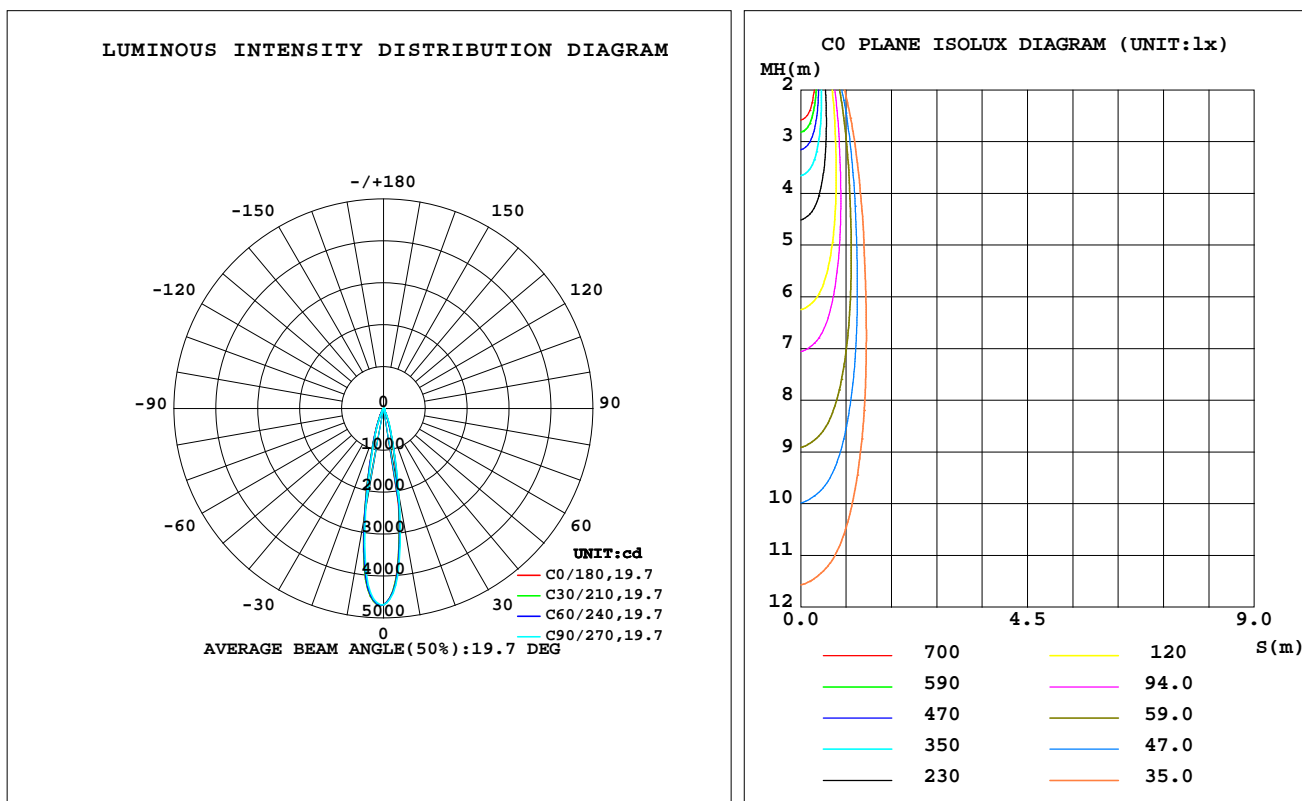
C Range: 0 - 360DEG  
C Interval: 30.0DEG  
Test Speed: HIGH  
Temperature: 25.3 °C  
Operators: DAMIN  
Test Date: 2023-8-3

Range: 0 - 180DEG  
Interval: 1.0DEG  
Test System: EVERFINE GO-SPEX500\_V1 SYSTEM V2.00.461  
Humidity: 65.0%  
Test Distance: 3.160m [K=1.0000]  
Remarks: LAMP: CMA1306-0000-000N0U0A30G Ra:90  
LENS: PM-1084 15R  
DRIVER: 9290 028 088 250mA  
30minutes warm-up

## LUMINAIRE PHOTOMETRIC TEST REPORT

Test:U:220.13V I:0.0522A P:11.098W PF:0.9636 Freq:49.99Hz Lamp Flux:896.707x1 lm		
NAME: 2218.241F-ACOT-97	TYPE:	WEIGHT:
SPEC.: 3000K	DIM.:	SERIAL No.: 2308030968
MFR.: RISE	SUR.: 0.001589625m2	Shielding Angle:

DATA OF LAMP		PHOTOMETRIC DATA Eff: 67.98 lm/W			
MODEL	CREE	I <sub>max</sub> (cd)	4707	S/MH(C0/180)	0.36
NOMINAL POWER(W)	11	LOR(%)	84.1	S/MH(C90/270)	0.35
RATED VOLTAGE(V)	220	TOTAL FLUX(lm)	754.43	UP,DN(C0-180)	0.0,39.4
NOMINAL FLUX(lm)	896.707	CIE CLASS	DIRECT	UP,DN(C180-360)	0.0,44.7
LAMPS INSIDE	1	up(%)	0.0	CIBSE SHR NOM	0.00
TEST VOLTAGE(V)	220	down(%)	84.1	CIBSE SHR MAX	0.30



C Range: 0 - 360DEG  
C Interval: 30.0DEG  
Test Speed: HIGH  
Temperature:25.3℃  
Operators:DAMIN  
Test Date:2023-8-3

Range: 0 - 180DEG  
Interval: 1.0DEG  
Test System:EVERFINE GO-SPEX500\_V1 SYSTEM V2.00.461  
Humidity:65.0%  
Test Distance:3.160m [K=1.0000]  
Remarks: LAMP:CMA1306-0000-000N0U0A30G Ra:90  
LENS: PM-1084 15R  
DRIVER: 9290 028 088 250mA  
30minutes warm-up

## ZONAL FLUX DIAGRAM

### ZONAL FLUX DIAGRAM:

	C0	C45	C90	C135	C180	C225	C270	C315		zone	total	%lum,lamp
10	1979	2021	2135	2320	2658	2627	2474	2271	0- 10	330.4	330.4	43.8,36.8
20	351.3	364.9	403.9	447.9	522.5	510.1	460.2	409.2	10- 20	289.0	619.4	82.1,69.1
30	57.62	57.51	67.36	82.77	96.20	85.50	72.35	65.68	20- 30	90.67	710.1	94.1,79.2
40	15.47	15.79	17.11	19.23	21.65	19.97	17.84	16.68	30- 40	22.90	733.0	97.2,81.7
50	6.406	6.528	6.498	6.431	6.426	6.409	6.334	6.400	40- 50	7.706	740.7	98.2,82.6
60	5.360	5.477	5.450	5.354	5.301	5.263	5.252	5.296	50- 60	5.218	745.9	98.9,83.2
70	4.081	4.146	4.056	4.200	4.224	4.117	4.025	4.060	60- 70	4.771	750.7	99.5,83.7
80	1.517	1.660	1.664	1.833	1.902	1.712	1.567	1.537	70- 80	3.126	753.8	99.9,84.1
90	0	0	0	0	0	0	0	0	80- 90	0.5943	754.4	100,84.1
100	0	0	0	0	0	0	0	0	90-100	0	754.4	100,84.1
110	0	0	0	0	0	0	0	0	100-110	0	754.4	100,84.1
120	0	0	0	0	0	0	0	0	110-120	0	754.4	100,84.1
130	0	0	0	0	0	0	0	0	120-130	0	754.4	100,84.1
140	0	0	0	0	0	0	0	0	130-140	0	754.4	100,84.1
150	0	0	0	0	0	0	0	0	140-150	0	754.4	100,84.1
160	0	0	0	0	0	0	0	0	150-160	0	754.4	100,84.1
170	0	0	0	0	0	0	0	0	160-170	0	754.4	100,84.1
180	0	0	0	0	0	0	0	0	170-180	0	754.4	100,84.1
DEG	LUMINOUS INTENSITY:cd									UNIT:lm		

C Range: 0 - 360DEG  
C Interval: 30.0DEG  
Test Speed: HIGH  
Temperature:25.3℃  
Operators:DAMIN  
Test Date:2023-8-3

Range: 0 - 180DEG  
Interval: 1.0DEG  
Test System:EVERFINE GO-SPEX500\_V1 SYSTEM V2.00.461  
Humidity:65.0%  
Test Distance:3.160m [K=1.0000]  
Remarks: LAMP:CMA1306-0000-000N0U0A30G Ra:90  
LENS: PM-1084 15R  
DRIVER: 9290 028 088 250mA  
30minutes warm-up

### LUMINANCE LIMITATION CURVES

Test:U:220.13V I:0.0522A P:11.098W PF:0.9636 Freq:49.99Hz  
Lamp Flux:896.707x1 lm

NAME: 2218.241F-ACOT-97

TYPE:

WEIGHT:

SPEC.: 3000K

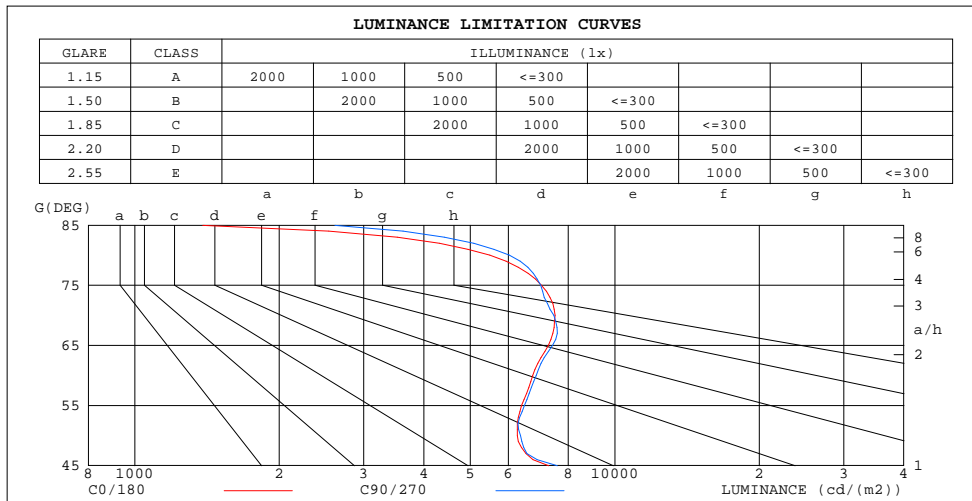
DIM.:

SERIAL No.: 2308030968

MFR.: RISE

SUR.: 0.001589625m2

Shielding Angle:



LUMINANCE cd/(m2)		
G(DEG)	C0/180	C90/270
85	1386	2613
80	5494	6031
75	7034	7003
70	7504	7461
65	7272	7412
60	6742	6858
55	6395	6483
50	6267	6360
45	7280	7593

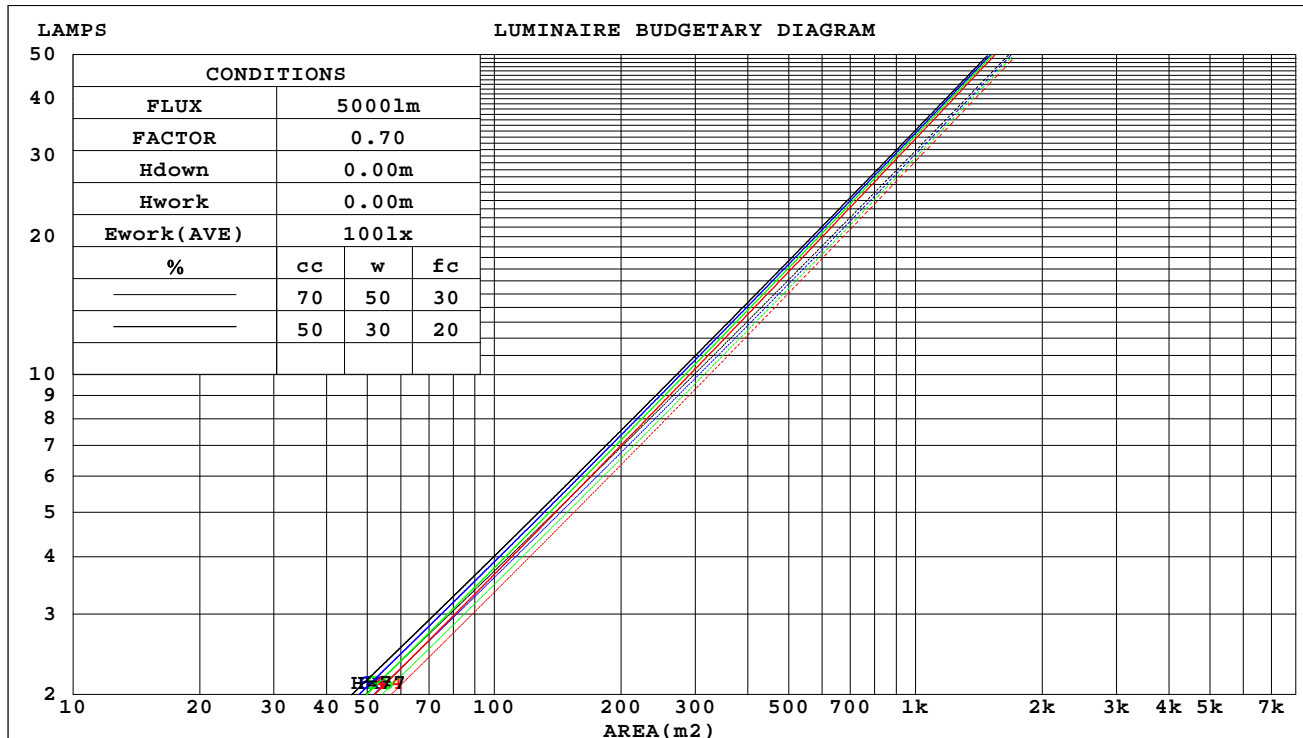
C Range: 0 - 360DEG  
C Interval: 30.0DEG  
Test Speed: HIGH  
Temperature:25.3℃  
Operators:DAMIN  
Test Date:2023-8-3

Range: 0 - 180DEG  
Interval: 1.0DEG  
Test System:EVERFINE GO-SPEX500\_V1 SYSTEM V2.00.461  
Humidity:65.0%  
Test Distance:3.160m [K=1.0000]  
Remarks: LAMP:CMA1306-0000-000N0U0A30G Ra:90  
LENS: PM-1084 15R  
DRIVER: 9290 028 088 250mA  
30minutes warm-up

## CU AND LUMINAIRE BUDGETARY ESTIMATE DIAGRAM

Test:U:220.13V I:0.0522A P:11.098W PF:0.9636 Freq:49.99Hz Lamp Flux:896.707x1 lm		
NAME: 2218.241F-ACOT-97	TYPE:	WEIGHT:
SPEC.: 3000K	DIM.:	SERIAL No.: 2308030968
MFR.: RISE	SUR.: 0.001589625m2	Shielding Angle:

cc	80%			70%			50%			30%			10%			0
w	50%	30%	10%	50%	30%	10%	50%	30%	10%	50%	30%	10%	50%	30%	10%	0
fc	20%			20%			20%			20%			20%			0
RCR	RCR:Room Cavity Ratio															



C Range: 0 - 360DEG  
C Interval: 30.0DEG  
Test Speed: HIGH  
Temperature:25.3℃  
Operators:DAMIN  
Test Date:2023-8-3

Range: 0 - 180DEG  
Interval: 1.0DEG  
Test System:EVERFINE GO-SPEX500\_V1 SYSTEM V2.00.461  
Humidity:65.0%  
Test Distance:3.160m [K=1.0000]  
Remarks: LAMP:CMA1306-0000-000N0U0A30G Ra:90  
LENS: PM-1084 15R  
DRIVER: 9290 028 088 250mA  
30minutes warm-up

### WEC AND CCEC

Test:U:220.13V I:0.0522A P:11.098W PF:0.9636 Freq:49.99Hz Lamp Flux:896.707x1 lm		
NAME: 2218.241F-ACOT-97	TYPE:	WEIGHT:
SPEC.: 3000K	DIM.:	SERIAL No.: 2308030968
MFR.: RISE	SUR.: 0.001589625m2	Shielding Angle:

cc	80%			70%			50%			30%			10%			0
w	50%	30%	10%	50%	30%	10%	50%	30%	10%	50%	30%	10%	50%	30%	10%	0
fc	20%			20%			20%			20%			20%			0
RCR	RCR:Room Cavity Ratio						Wall Exitance Coefficients(WEC)									
0.0																
1.0	.114	.065	.021	.109	.062	.020	.098	.056	.018	.089	.051	.016	.080	.046	.015	
2.0	.105	.058	.018	.101	.056	.017	.092	.051	.016	.084	.047	.015	.077	.044	.014	
3.0	.098	.052	.016	.094	.050	.015	.087	.047	.014	.080	.044	.013	.074	.041	.013	
4.0	.091	.047	.014	.088	.046	.014	.082	.043	.013	.076	.041	.012	.071	.038	.012	
5.0	.085	.043	.013	.082	.042	.012	.077	.040	.012	.072	.038	.011	.068	.036	.011	
6.0	.080	.040	.011	.078	.039	.011	.073	.038	.011	.069	.036	.011	.065	.034	.010	
7.0	.076	.037	.011	.074	.037	.010	.070	.035	.010	.066	.034	.010	.063	.033	.010	
8.0	.072	.035	.010	.070	.034	.010	.067	.033	.010	.064	.032	.009	.061	.031	.009	
9.0	.068	.033	.009	.067	.033	.009	.064	.032	.009	.061	.031	.009	.058	.030	.009	
10.0	.065	.031	.009	.064	.031	.009	.061	.030	.008	.059	.029	.008	.056	.028	.008	

cc	80%			70%			50%			30%			10%			0
w	50%	30%	10%	50%	30%	10%	50%	30%	10%	50%	30%	10%	50%	30%	10%	0
fc	20%			20%			20%			20%			20%			0
RCR	RCR:Room Cavity Ratio						Ceiling Cavity Exitance Coefficients(CCEC)									
0.0	.160	.160	.160	.137	.137	.137	.093	.093	.093	.054	.054	.054	.017	.017	.017	
1.0	.142	.133	.125	.121	.114	.107	.083	.078	.074	.048	.045	.043	.015	.015	.014	
2.0	.126	.112	.099	.108	.096	.086	.074	.066	.060	.043	.039	.035	.014	.013	.011	
3.0	.113	.095	.081	.097	.082	.070	.067	.057	.049	.039	.033	.029	.012	.011	.009	
4.0	.103	.082	.067	.088	.071	.058	.061	.050	.041	.035	.029	.024	.011	.009	.008	
5.0	.094	.072	.056	.080	.062	.049	.055	.043	.034	.032	.026	.020	.010	.008	.007	
6.0	.086	.063	.047	.074	.055	.041	.051	.038	.029	.030	.023	.017	.010	.007	.006	
7.0	.079	.056	.040	.068	.049	.035	.047	.034	.025	.027	.020	.015	.009	.007	.005	
8.0	.074	.051	.035	.063	.044	.030	.044	.031	.022	.026	.018	.013	.008	.006	.004	
9.0	.069	.046	.030	.059	.040	.027	.041	.028	.019	.024	.017	.011	.008	.005	.004	
10.0	.064	.042	.027	.056	.036	.023	.039	.026	.017	.022	.015	.010	.007	.005	.003	

C Range: 0 - 360DEG  
C Interval: 30.0DEG  
Test Speed: HIGH  
Temperature:25.3℃  
Operators:DAMIN  
Test Date:2023-8-3

Range: 0 - 180DEG  
Interval: 1.0DEG  
Test System:EVERFINE GO-SPEX500\_V1 SYSTEM V2.00.461  
Humidity:65.0%  
Test Distance:3.160m [K=1.0000]  
Remarks: LAMP:CMA1306-0000-000N0U0A30G Ra:90  
LENS: PM-1084 15R  
DRIVER: 9290 028 088 250mA  
30minutes warm-up

## UGR(Unified Glare Rating) Table

Test:U:220.13V I:0.0522A P:11.098W PF:0.9636 Freq:49.99Hz Lamp Flux:896.707x1 lm										
NAME: 2218.241F-ACOT-97					TYPE:			WEIGHT:		
SPEC.: 3000K					DIM.:			SERIAL No.: 2308030968		
MFR.: RISE					SUR.: 0.001589625m2			Shielding Angle:		
ceiling/cavity	0.7	0.7	0.5	0.5	0.3	0.7	0.7	0.5	0.5	0.3
walls	0.5	0.3	0.5	0.3	0.3	0.5	0.3	0.5	0.3	0.3
working plane	0.2	0.2	0.2	0.2	0.2	0.2	0.2	0.2	0.2	0.2
Room dimensions	Viewed crosswise					Viewed endwise				
x = 2H y = 2H	10.7	11.3	10.9	11.4	11.6	10.9	11.5	11.1	11.7	11.8
3H	12.3	12.9	12.5	13.1	13.2	12.4	13.0	12.7	13.2	13.4
4H	13.0	13.5	13.2	13.7	14.0	13.1	13.7	13.4	13.9	14.1
6H	13.4	13.9	13.7	14.2	14.4	13.6	14.1	13.8	14.3	14.6
8H	13.5	14.0	13.8	14.2	14.5	13.7	14.2	14.0	14.4	14.7
12H	13.5	14.0	13.8	14.2	14.5	13.7	14.2	14.0	14.4	14.7
4H 2H	11.3	11.8	11.5	12.0	12.3	11.5	12.0	11.7	12.2	12.4
3H	13.1	13.6	13.4	13.9	14.1	13.3	13.7	13.6	14.0	14.3
4H	14.0	14.4	14.3	14.7	15.0	14.1	14.5	14.4	14.8	15.1
6H	14.5	14.9	14.8	15.2	15.5	14.6	15.0	15.0	15.3	15.7
8H	14.6	14.9	14.9	15.3	15.6	14.7	15.1	15.1	15.5	15.8
12H	14.5	14.9	14.9	15.3	15.6	14.8	15.1	15.2	15.5	15.9
8H 4H	14.3	14.6	14.6	15.0	15.3	14.3	14.7	14.7	15.1	15.4
6H	14.9	15.2	15.3	15.6	16.0	15.0	15.3	15.4	15.7	16.1
8H	15.0	15.3	15.4	15.7	16.1	15.2	15.5	15.6	15.9	16.3
12H	15.0	15.2	15.4	15.7	16.1	15.2	15.4	15.7	15.9	16.4
12H 4H	14.3	14.6	14.7	15.0	15.4	14.3	14.7	14.7	15.1	15.4
6H	14.9	15.2	15.3	15.6	16.0	15.0	15.3	15.5	15.7	16.2
8H	15.0	15.3	15.5	15.7	16.2	15.2	15.5	15.7	15.9	16.4
Variations with the observer position at spacings(CIE Pub.117):										
S = 1.0H	+ 0.3 / - 0.4					+ 0.4 / - 0.4				
1.5H	+ 0.8 / - 0.4					+ 1.0 / - 0.5				
2.0H	+ 0.1 / - 0.3					+ 0.2 / - 0.3				

CIE Pub.117, 896.7 lm Total Lamp Luminous Flux Correct (8log(F/F0) = -0.4)  
Area: 0.00158963 m2

C Range: 0 - 360DEG  
C Interval: 30.0DEG  
Test Speed: HIGH  
Temperature:25.3℃  
Operators:DAMIN  
Test Date:2023-8-3

Range: 0 - 180DEG  
Interval: 1.0DEG  
Test System:EVERFINE GO-SPEX500\_V1 SYSTEM V2.00.461  
Humidity:65.0%  
Test Distance:3.160m [K=1.0000]  
Remarks: LAMP:CMA1306-0000-000N0U0A30G Ra:90  
LENS: PM-1084 15R  
DRIVER: 9290 028 088 250mA  
30minutes warm-up



### UTILIZATION FACTORS TABLE

Test:U:220.13V I:0.0522A P:11.098W PF:0.9636 Freq:49.99Hz Lamp Flux:896.707x1 lm		
NAME: 2218.241F-ACOT-97	TYPE:	WEIGHT:
SPEC.: 3000K	DIM.:	SERIAL No.: 2308030968
MFR.: RISE	SUR.: 0.001589625m2	Shielding Angle:

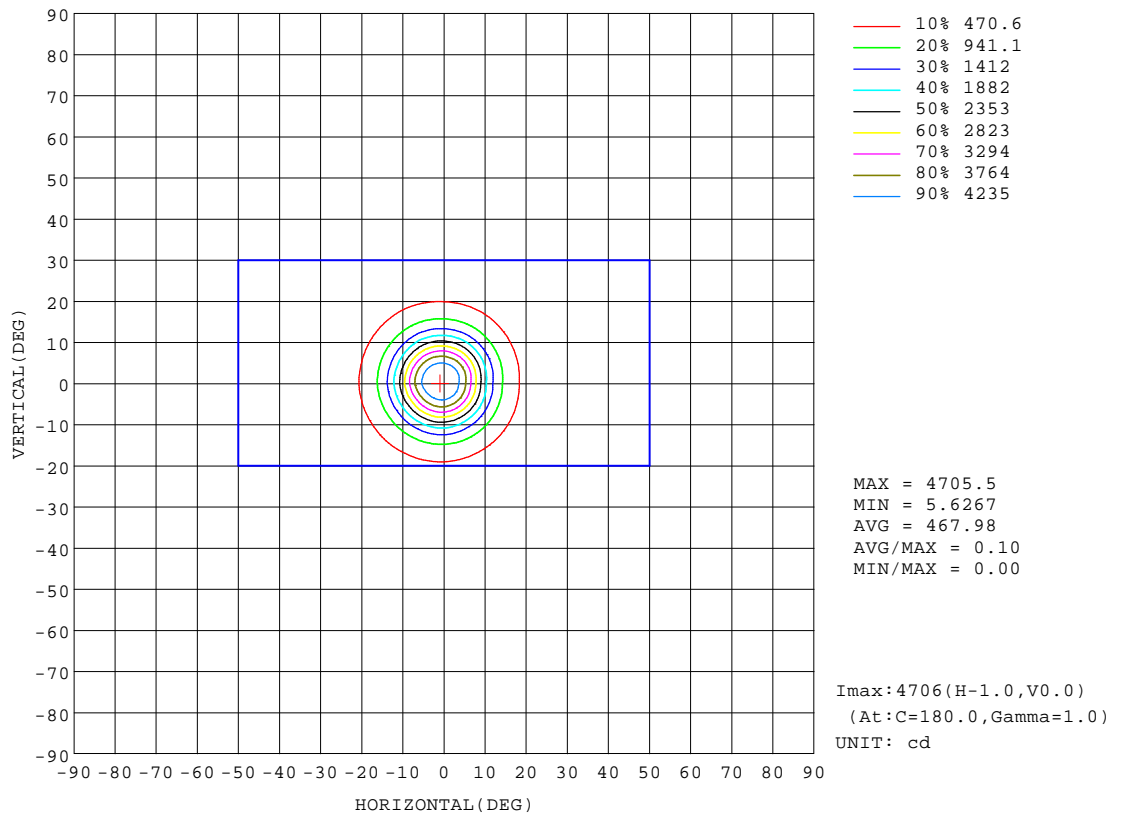
REFLECTANCE										
Ceiling	0.8	0.8	0.8	0.7	0.7	0.7	0.5	0.5	0.5	0
Walls	0.7	0.5	0.3	0.7	0.5	0.3	0.7	0.5	0.3	0
Working plane	0.2	0.2	0.2	0.2	0.2	0.2	0.2	0.2	0.2	0
ROOM INDEX	UTILIZATION FACTORS(PERCENT) $k(RI) \times RCR = 5$									
k = 0.60	76	71	68	75	71	68	75	70	67	65
0.80	81	77	74	81	77	74	80	76	74	71
1.00	85	80	78	84	80	77	83	80	77	74
1.25	88	84	81	87	83	81	85	82	80	77
1.50	90	86	84	89	86	83	87	84	82	79
2.00	92	89	86	91	88	85	88	86	84	80
2.50	93	90	88	92	89	87	89	87	85	81
3.00	94	92	90	93	91	89	90	88	87	82
4.00	96	94	92	94	93	91	91	90	89	83
5.00	97	95	94	95	94	93	92	91	90	84
ROOM INDEX	UF(total)									Direct
According to DIN EN 13032-2 2004			Suspended					SHRNOM = 1.25		

C Range: 0 - 360DEG  
C Interval: 30.0DEG  
Test Speed: HIGH  
Temperature:25.3℃  
Operators:DAMIN  
Test Date:2023-8-3

Range: 0 - 180DEG  
Interval: 1.0DEG  
Test System:EVERFINE GO-SPEX500\_V1 SYSTEM V2.00.461  
Humidity:65.0%  
Test Distance:3.160m [K=1.0000]  
Remarks: LAMP:CMA1306-0000-000N0U0A30G Ra:90  
LENS: PM-1084 15R  
DRIVER: 9290 028 088 250mA  
30minutes warm-up

## ISOCANDELA DIAGRAM

Test:U:220.13V I:0.0522A P:11.098W PF:0.9636 Freq:49.99Hz Lamp Flux:896.707x1 lm		
NAME: 2218.241F-ACOT-97	TYPE:	WEIGHT:
SPEC.: 3000K	DIM.:	SERIAL No.: 2308030968
MFR.: RISE	SUR.: 0.001589625m2	Shielding Angle:

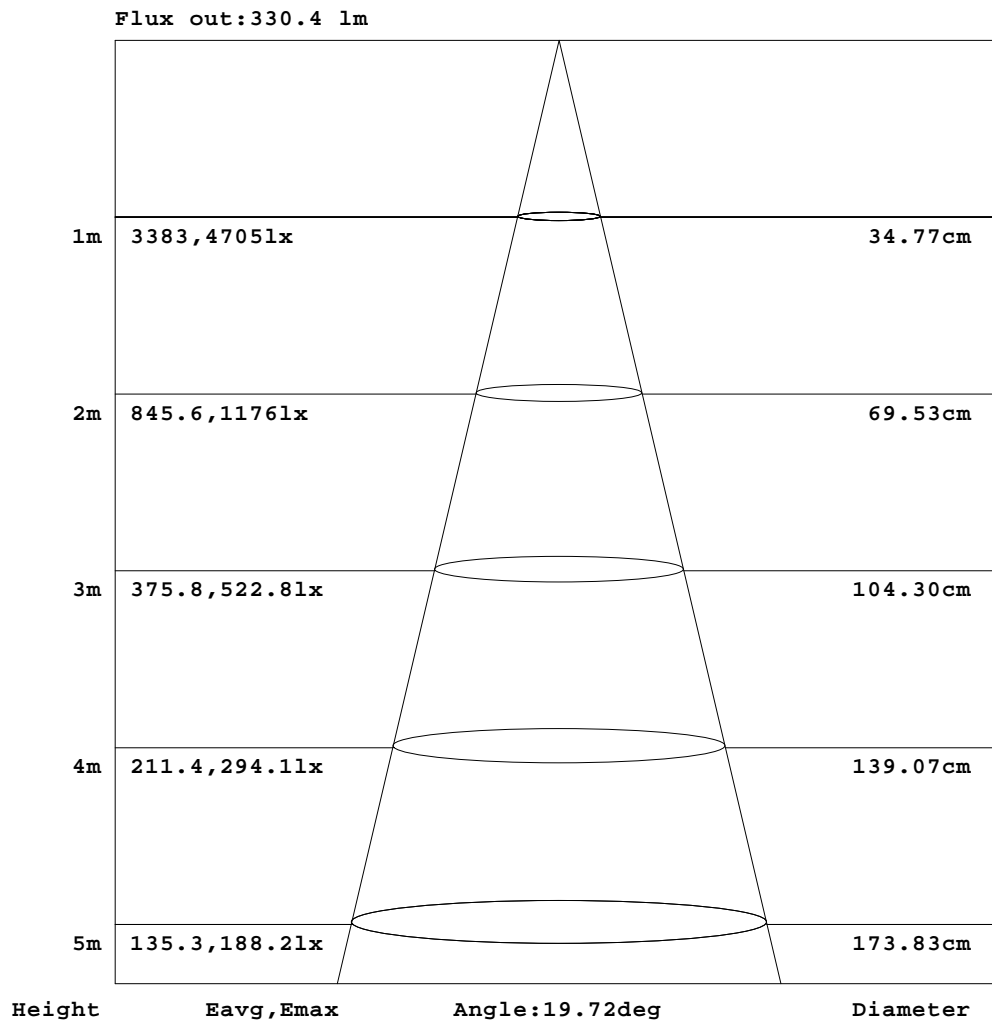


C Range: 0 - 360DEG  
C Interval: 30.0DEG  
Test Speed: HIGH  
Temperature:25.3℃  
Operators:DAMIN  
Test Date:2023-8-3

Range: 0 - 180DEG  
Interval: 1.0DEG  
Test System:EVERFINE GO-SPEX500\_V1 SYSTEM V2.00.461  
Humidity:65.0%  
Test Distance:3.160m [K=1.0000]  
Remarks: LAMP:CMA1306-0000-000N0U0A30G Ra:90  
LENS: PM-1084 15R  
DRIVER: 9290 028 088 250mA  
30minutes warm-up

## AAI Figure

Test:U:220.13V I:0.0522A P:11.098W PF:0.9636 Freq:49.99Hz Lamp Flux:896.707x1 lm		
NAME: 2218.241F-ACOT-97	TYPE:	WEIGHT:
SPEC.: 3000K	DIM.:	SERIAL No.: 2308030968
MFR.: RISE	SUR.: 0.001589625m2	Shielding Angle:



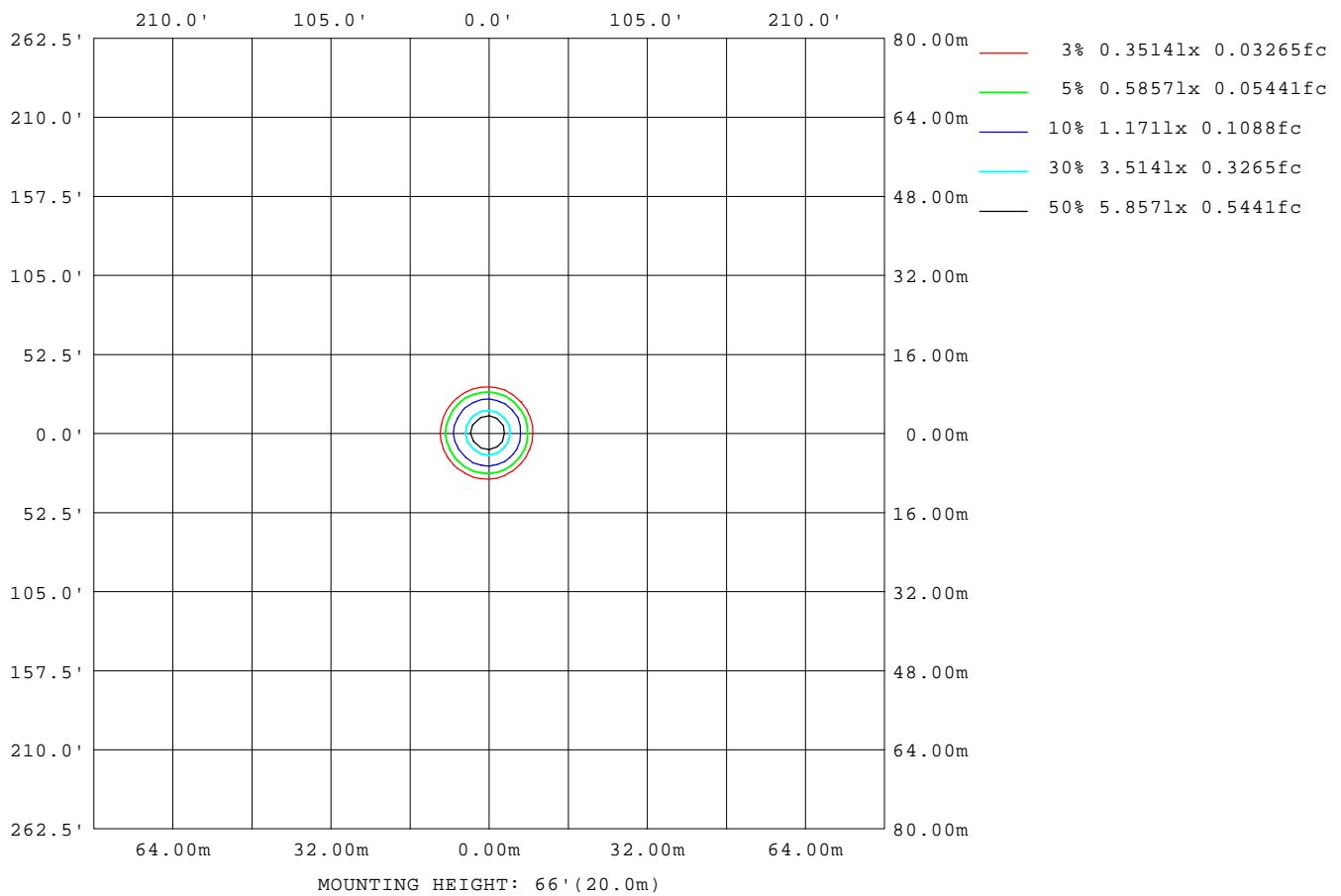
Note:The Curves indicate the illuminated area and the average illumination when the luminaire is at different distance.

C Range: 0 - 360DEG  
C Interval: 30.0DEG  
Test Speed: HIGH  
Temperature:25.3℃  
Operators:DAMIN  
Test Date:2023-8-3

Range: 0 - 180DEG  
Interval: 1.0DEG  
Test System:EVERFINE GO-SPEX500\_V1 SYSTEM V2.00.461  
Humidity:65.0%  
Test Distance:3.160m [K=1.0000]  
Remarks: LAMP:CMA1306-0000-000N0U0A30G Ra:90  
LENS: PM-1084 15R  
DRIVER: 9290 028 088 250mA  
30minutes warm-up

## ISOLUX DIAGRAM

Test:U:220.13V I:0.0522A P:11.098W PF:0.9636 Freq:49.99Hz Lamp Flux:896.707x1 lm		
NAME: 2218.241F-ACOT-97	TYPE:	WEIGHT:
SPEC.: 3000K	DIM.:	SERIAL No.: 2308030968
MFR.: RISE	SUR.: 0.001589625m2	Shielding Angle:



C Range: 0 - 360DEG  
C Interval: 30.0DEG  
Test Speed: HIGH  
Temperature:25.3℃  
Operators:DAMIN  
Test Date:2023-8-3

Range: 0 - 180DEG  
Interval: 1.0DEG  
Test System:EVERFINE GO-SPEX500\_V1 SYSTEM V2.00.461  
Humidity:65.0%  
Test Distance:3.160m [K=1.0000]  
Remarks: LAMP:CMA1306-0000-000N0U0A30G Ra:90  
LENS: PM-1084 15R  
DRIVER: 9290 028 088 250mA  
30minutes warm-up

## LED Avg.L Report

Test:U:220.13V I:0.0522A P:11.098W PF:0.9636 Freq:49.99Hz Lamp Flux:896.707x1 lm		
NAME: 2218.241F-ACOT-97	TYPE:	WEIGHT:
SPEC.: 3000K	DIM.:	SERIAL No.: 2308030968
MFR.: RISE	SUR.: 0.001589625m2	Shielding Angle:

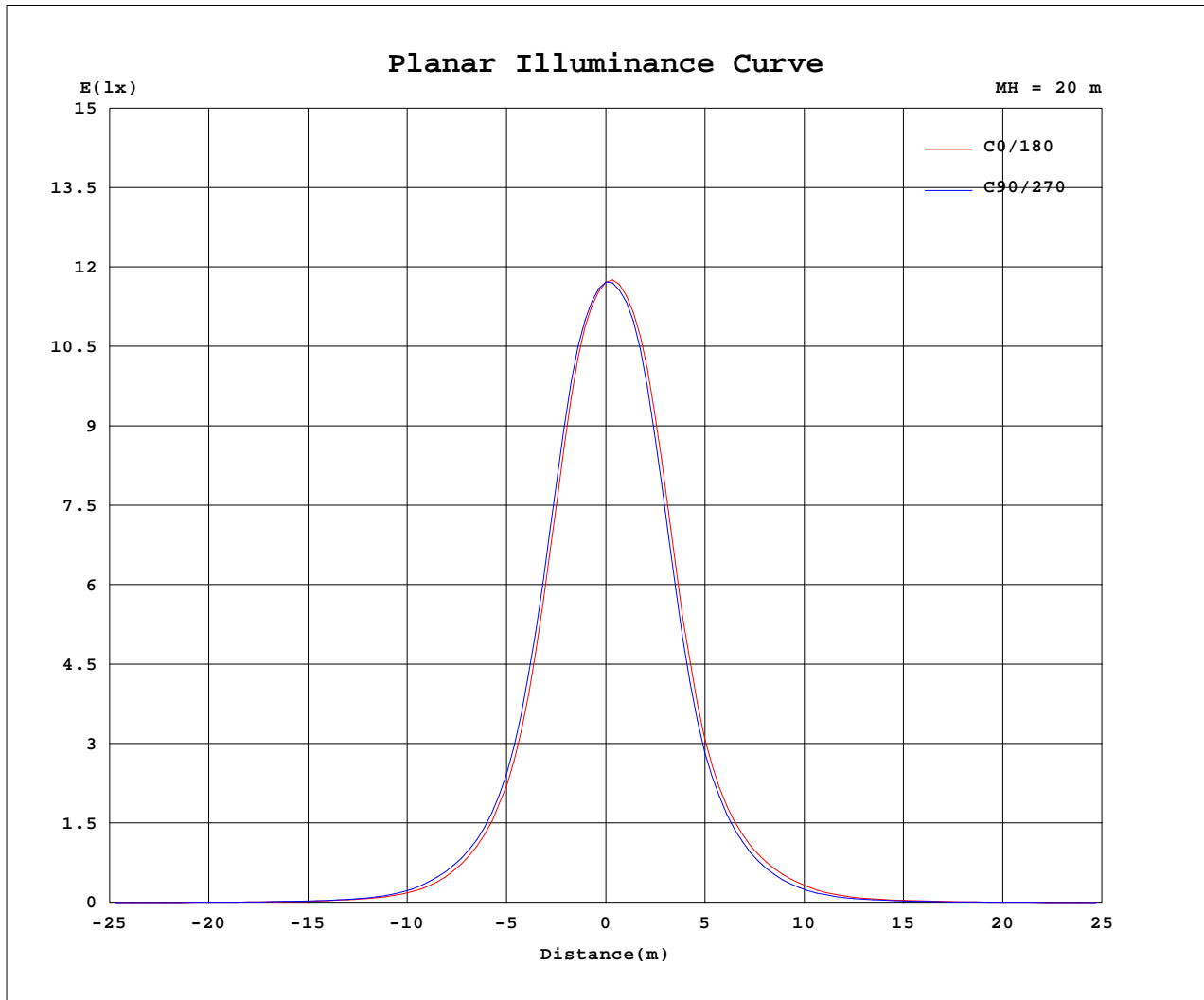
AvgL	cd/m2
L_0~180(65)av	7241
L_0~180(75)av	7390
L_0~180(85)av	2658
L_90~270(65)av	7229
L_90~270(75)av	6997
L_90~270(85)av	2329
L_45(65)av	7245
L_45(75)av	7357
L_45(85)av	2446

Standard: GB/T 29293-2012

C Range: 0 - 360DEG  
C Interval: 30.0DEG  
Test Speed: HIGH  
Temperature:25.3℃  
Operators:DAMIN  
Test Date:2023-8-3

Range: 0 - 180DEG  
Interval: 1.0DEG  
Test System:EVERFINE GO-SPEX500\_V1 SYSTEM V2.00.461  
Humidity:65.0%  
Test Distance:3.160m [K=1.0000]  
Remarks: LAMP:CMA1306-0000-000N0U0A30G Ra:90  
LENS: PM-1084 15R  
DRIVER: 9290 028 088 250mA  
30minutes warm-up

## Planar Illuminance Curve



C Range: 0 - 360DEG  
 C Interval: 30.0DEG  
 Test Speed: HIGH  
 Temperature: 25.3 °C  
 Operators: DAMIN  
 Test Date: 2023-8-3

Range: 0 - 180DEG  
 Interval: 1.0DEG  
 Test System: EVERFINE GO-SPEX500\_V1 SYSTEM V2.00.461  
 Humidity: 65.0%  
 Test Distance: 3.160m [K=1.0000]  
 Remarks: LAMP: CMA1306-0000-000N0U0A30G Ra:90  
 LENS: PM-1084 15R  
 DRIVER: 9290 028 088 250mA  
 30minutes warm-up

## LUMINOUS DISTRIBUTION INTENSITY DATA

Test:U:220.13V I:0.0522A P:11.098W PF:0.9636 Freq:49.99Hz Lamp Flux:896.707x1 lm		
NAME: 2218.241F-ACOT-97	TYPE:	WEIGHT:
SPEC.: 3000K	DIM.:	SERIAL No.: 2308030968
MFR.: RISE	SUR.: 0.001589625m2	Shielding Angle:

Table--1

UNIT: cd

C(DEC) (DEC)	0	30	60	90	120	150	180	210	240	270	300	330						
0	4687	4687	4687	4687	4687	4687	4687	4687	4687	4687	4687	4687						
5	3850	3856	3897	3974	4054	4170	4327	4330	4297	4226	4143	4025						
10	1979	2010	2032	2135	2241	2398	2658	2656	2598	2474	2352	2190						
15	832	830	864	903	953	1032	1149	1142	1119	1051	996	911						
20	351	359	371	404	428	468	523	517	503	460	431	388						
25	138	139	148	171	191	218	239	225	214	189	175	155						
30	57.6	56.4	58.7	67.4	78.3	87.2	96.2	90.6	80.4	72.4	68.3	63.0						
35	28.3	28.3	28.8	31.9	35.0	38.8	42.1	39.5	36.0	33.4	31.8	30.0						
40	15.5	15.6	16.0	17.1	18.3	20.2	21.7	20.6	19.3	17.8	17.0	16.3						
45	8.19	8.29	8.40	8.53	8.68	9.24	9.98	9.80	9.47	9.13	8.86	8.61						
50	6.41	6.50	6.55	6.50	6.43	6.43	6.43	6.42	6.40	6.33	6.40	6.40						
55	5.83	5.95	5.98	5.91	5.84	5.77	5.72	5.71	5.68	5.70	5.75	5.77						
60	5.36	5.46	5.49	5.45	5.38	5.32	5.30	5.28	5.25	5.25	5.29	5.30						
65	4.89	4.98	5.01	4.98	4.93	4.87	4.84	4.80	4.76	4.73	4.76	4.83						
70	4.08	4.13	4.16	4.06	4.20	4.20	4.22	4.15	4.08	4.02	4.04	4.08						
75	2.89	3.00	3.07	2.88	3.15	3.16	3.19	3.05	2.95	2.88	2.87	2.90						
80	1.52	1.62	1.70	1.66	1.82	1.85	1.90	1.77	1.66	1.57	1.54	1.54						
85	0.19	0.26	0.32	0.36	0.43	0.47	0.54	0.44	0.36	0.28	0.24	0.21						
90	0.00	0.00	0.00	0.00	0.00	0.00	0.00	0.00	0.00	0.00	0.00	0.00						
95	0.00	0.00	0.00	0.00	0.00	0.00	0.00	0.00	0.00	0.00	0.00	0.00						
100	0.00	0.00	0.00	0.00	0.00	0.00	0.00	0.00	0.00	0.00	0.00	0.00						
105	0.00	0.00	0.00	0.00	0.00	0.00	0.00	0.00	0.00	0.00	0.00	0.00						
110	0.00	0.00	0.00	0.00	0.00	0.00	0.00	0.00	0.00	0.00	0.00	0.00						
115	0.00	0.00	0.00	0.00	0.00	0.00	0.00	0.00	0.00	0.00	0.00	0.00						
120	0.00	0.00	0.00	0.00	0.00	0.00	0.00	0.00	0.00	0.00	0.00	0.00						
125	0.00	0.00	0.00	0.00	0.00	0.00	0.00	0.00	0.00	0.00	0.00	0.00						
130	0.00	0.00	0.00	0.00	0.00	0.00	0.00	0.00	0.00	0.00	0.00	0.00						
135	0.00	0.00	0.00	0.00	0.00	0.00	0.00	0.00	0.00	0.00	0.00	0.00						
140	0.00	0.00	0.00	0.00	0.00	0.00	0.00	0.00	0.00	0.00	0.00	0.00						
145	0.00	0.00	0.00	0.00	0.00	0.00	0.00	0.00	0.00	0.00	0.00	0.00						
150	0.00	0.00	0.00	0.00	0.00	0.00	0.00	0.00	0.00	0.00	0.00	0.00						
155	0.00	0.00	0.00	0.00	0.00	0.00	0.00	0.00	0.00	0.00	0.00	0.00						
160	0.00	0.00	0.00	0.00	0.00	0.00	0.00	0.00	0.00	0.00	0.00	0.00						
165	0.00	0.00	0.00	0.00	0.00	0.00	0.00	0.00	0.00	0.00	0.00	0.00						
170	0.00	0.00	0.00	0.00	0.00	0.00	0.00	0.00	0.00	0.00	0.00	0.00						
175	0.00	0.00	0.00	0.00	0.00	0.00	0.00	0.00	0.00	0.00	0.00	0.00						
180	0.00	0.00	0.00	0.00	0.00	0.00	0.00	0.00	0.00	0.00	0.00	0.00						

C Range: 0 - 360DEG  
C Interval: 30.0DEG  
Test Speed: HIGH  
Temperature:25.3℃  
Operators:DAMIN  
Test Date:2023-8-3

Range: 0 - 180DEG  
Interval: 1.0DEG  
Test System:EVERFINE GO-SPEX500\_V1 SYSTEM V2.00.461  
Humidity:65.0%  
Test Distance:3.160m [K=1.0000]  
Remarks: LAMP:CMA1306-0000-000N0U0A30G Ra:90  
LENS: PM-1084 15R  
DRIVER: 9290 028 088 250mA  
30minutes warm-up